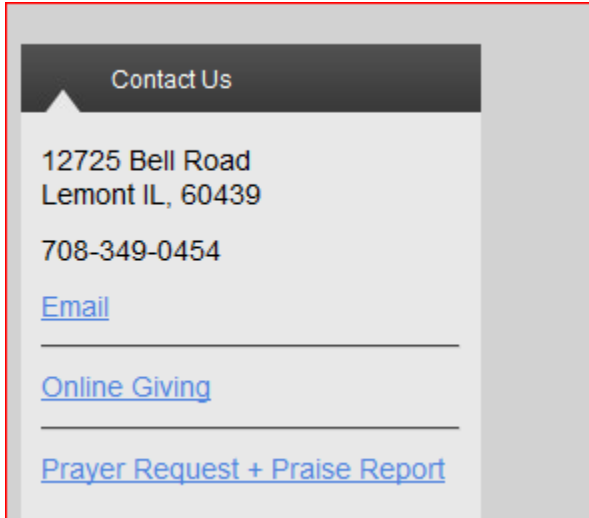
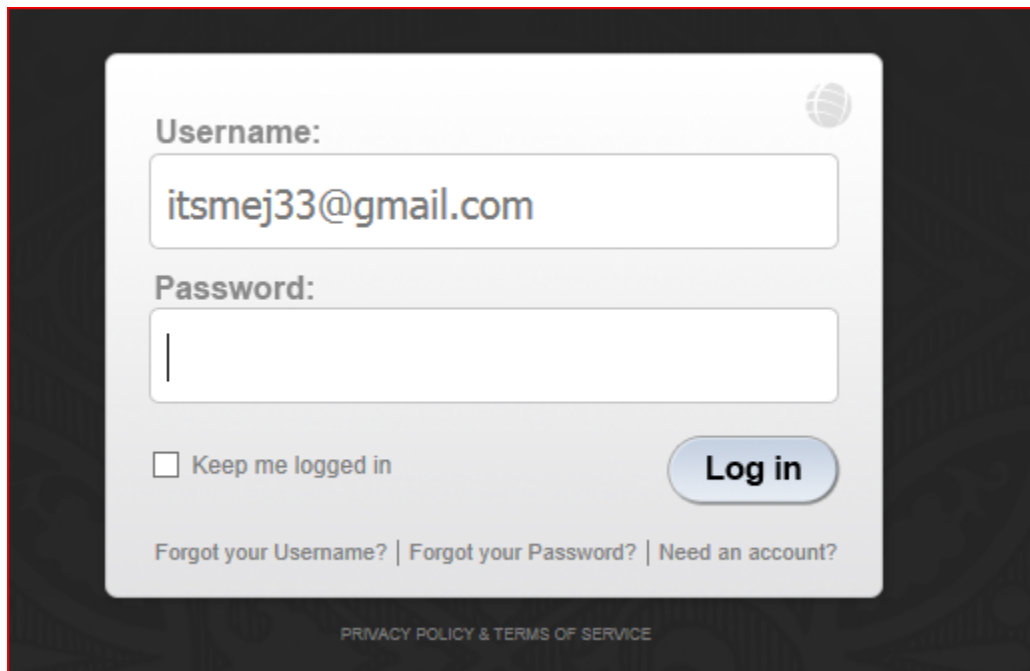


To set up automatic recurring giving or one time gifts online, complete the following steps.

1. Login to our website @ www.clnaz.org
2. Select the online Giving Link at the bottom of the home page.



Enter your email address in the user name field. This would be the email address you either already have on file with the church, or one that the church will use to contact you in the future, if you do not have one set up.. After you enter your email address in the username field, select "Need an account?" At the bottom of the page under the Log in icon..



Open your email to retrieve the Security Code that was just emailed to you. Enter the security code manually or just cut and paste it into the box below where it says "Enter the Security Code that was emailed to you....". After entering your security code, select the Next Step icon at the bottom of the page.

Online Giving

Thank you for your interest in Online Giving.

Online Giving allows you the flexibility to give at your convenience - even when you are not at church. And you can set up a recurring giving plan helping you to stay consistent with your giving to God and his church.

In order to participate in online giving, you will need to login to your personal church database profile. Please use the email address that the church has on file for you. If you've never logged into this account before, or need help, or have any questions about **Online Giving**, please contact the church office at 708-349-0454.

Create A New Account...

Enter E-mail 1 Confirm E-mail 2 Setup Account 3

Enter the Security Code that was emailed to itsmej33@gmail.com:

Next Step >> or [Cancel](#)

Enter the information below, Make sure to enter a new password. This will be a password that only you will know. You can use an existing password that you currently use to log into your email account, or you can use a new password. Once info has been entered, select the Setup Account Icon at the bottom of the page.

Create A New Account...

Enter E-mail 1 Confirm E-mail 2 Setup Account 3

First Name:

Last Name:

Password:

Confirm Password:

Birthdate:

Gender: Male Female

Campus:

or [Cancel](#)

You will receive the following message (see screen shot below). Select the Get Started Icon at the bottom of the page.

Online Giving

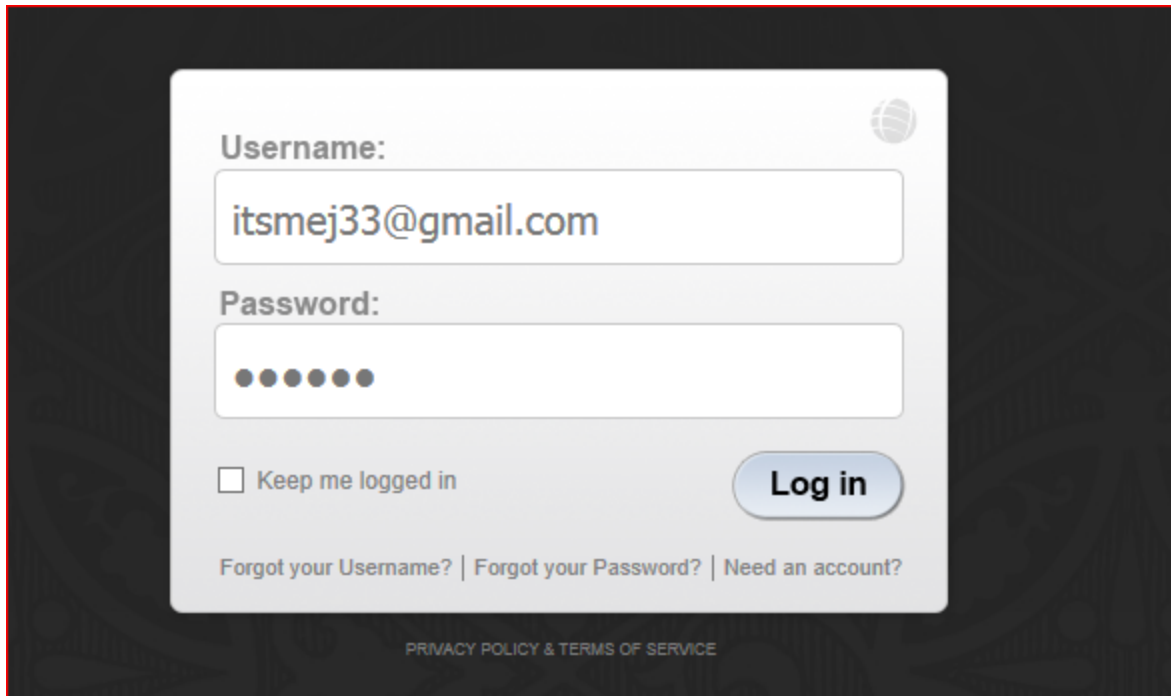
Thank you for your interest in Online Giving.

Online Giving allows you the flexibility to give at your convenience - even when you are not at church. And you can set up a recurring giving plan helping you to stay consistent with your giving to God and his church.

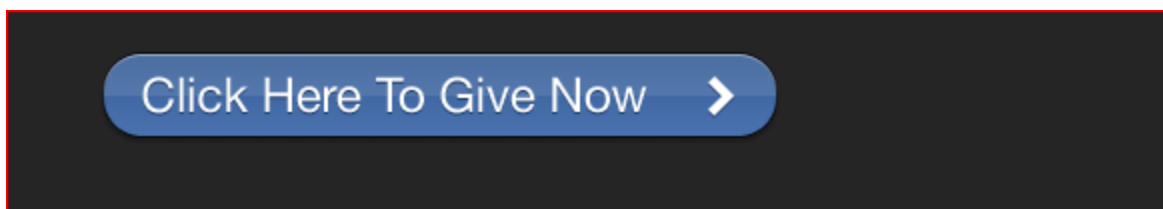
In order to participate in online giving, you will need to login to your personal church database profile. Please use the email address that the church has on file for you. If you've never logged into this account before, or need help, or have any questions about **Online Giving**, please contact the church office at 708-349-0454.

Welcome! Your account is now setup. However, you already had a username and password set up for Elexio provided services, so you will need to use that password when logging in.

Enter Your email address and new password to log in.



Once logged in, select the link below.



Complete the required credit card or ACH Data (including gift amount, fund, date & recurrence if applicable).

A - Select the Add button next to the Payment method to enter Credit card or ACH information. A new screen will appear (see below).

B – Select the Payment Method (Account Type) – Credit Card or Bank Account - for ACH withdrawals

You are making a gift to: Chicago First Church of the Nazarene

Payment Method: <no card on file>

Gift Amount: Designated Fund: Tithes and Offerings

[+ Add Another Amount & Designation To This Gift](#)

Recurrence: None Charge my account on or after: 2/14/2013

e.g. MM/DD/YYYY




Your donation (and any recurrences) will take place on your target date or the following banking day. [More about ACH dates and cancellations.](#)


Comments:

you will need to login to your personal church database profile. Please log into this account before, or need help, or have any questions about

Add a Payment Method:

Account Type: Credit Card Bank Account

Card Number:   

Security Code:  Exp:

Name (on card):


Billing Street Address:

City: State: Postal Code:

Add a Payment Method:

Account Type: Credit Card Bank Account

Checking Savings

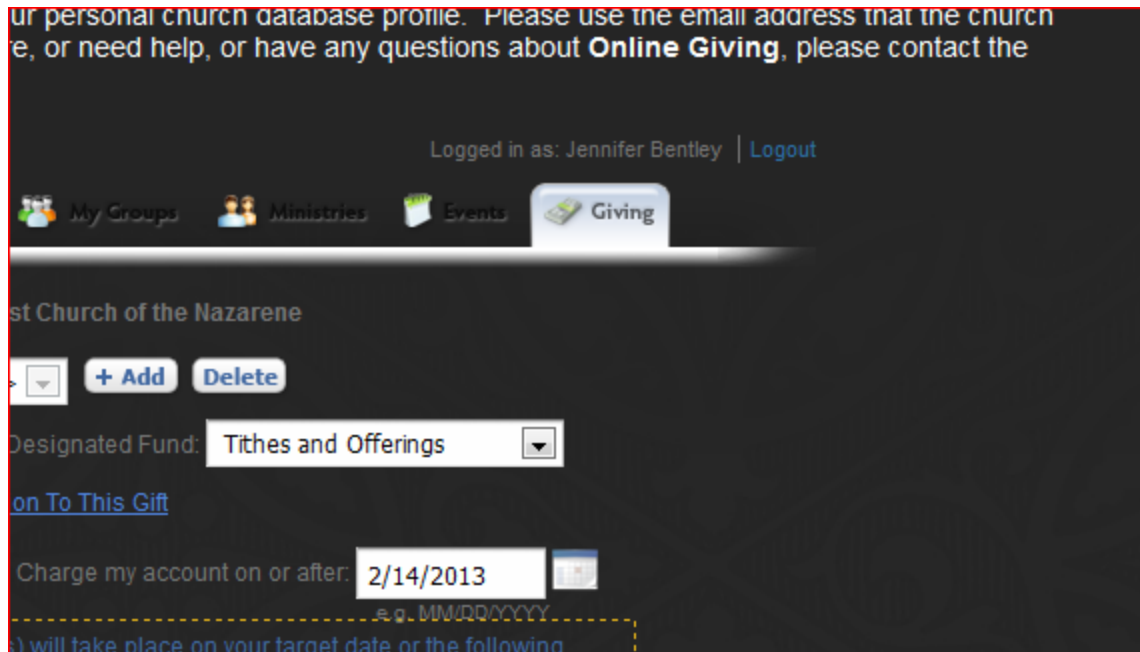


Routing Number:

Account Number:

Select the Submit Button when you are done.

Log Out when you are finished.



If you have any questions, you can call the church office and ask for Jennifer Bentley or Pastor Andy Combs.

Thank you,

Jennifer Bentley
708-349-0454